



Mt.FUJI 100

EMOTIONAL DISCOVERY



The 14th Mt.FUJI 100 2026 RACER INFORMATION

RACE DATES : Fri. April 24 - Sun. April 26, 2026

RACE LOCATION : The Mt. Fuji area (Fuji City and Fujinomiya City of Shizuoka Prefecture and Narusawa Village, Fujikawaguchiko Town, Fujiyoshida City, Oshino Village and Yamanakako Village of Yamanashi Prefecture)

MAIN ORGANIZER : The Mt. FUJI100 Race Committee (General Incorporated Association Fuji Hakone Izu Trail Support, Mt.FUJI100 Joint Venture (Regionport LLC, and Sotoe Co., Ltd., R-bies Co.,Ltd.)

CO-ORGANIZERS : Fuji City, Fujinomiya City, Minobu Town, Narusawa Village, Fujikawaguchiko Town, Fujiyoshida City, Oshino Village, Yamanakako Village, Gotemba City, and Susono City

Thank you for entering the Mt. FUJI100, the largest trail running race in Japan held around the magnificent Mt. Fuji. This racer information provides some very important information about the race. Please read through this package very carefully before the race.

TIME SCHEDULE

FUJI 100mi

| | | | |
|------------|-------------|---|--|
| Fri.Apr.24 | 8:00-14:00 | Racer check-in, bib pick-up, Luggage and Drop Bag check-in Luggage check-in only | Wood Straight of Fuji Hokuroku Park, (Fujiyoshida City, Yamanashi) Gymnasium of Fuji Hokuroku Park, (Fujiyoshida City, Yamanashi) |
| | 14:30-16:30 | Luggage and Drop Bag check-in | Fujisan Kodomo no Kuni (a.k.a Children's World), (Fuji City, Shizuoka) |

* You need to make a reservation in advance for luggage check-in (fee required).

* Luggage and dropbag check-in and are accepted up to 30 minutes before the time of each wave start.

| | | | |
|------------|-------------|-------------------------------------|---|
| Fri.Apr.24 | 16:30 | Opening Ceremony | Fujisan Kodomo no Kuni (a.k.a Children's World), (Fuji City, Shizuoka) |
| | 17:00 | Start of the first wave | |
| | 17:15 | Start of the second wave | |
| | 17:30 | Start of the third wave | |
| | 17:45 | Start of the fourth wave | |
| Sun.Apr.26 | 14:00-15:00 | Awards Ceremony | FUJISAN GX Stadium of Fuji Hokuroku Park, (Fujiyoshida City, Yamanashi) |
| | 14:30 | Race Cutoff Time | |
| | 15:30 | End of luggage and Drop Bag pick-up | Gymnasium of Fuji Hokuroku Park, (Fujiyoshida City, Yamanashi) |

KAI 70k

| | | | |
|------------|------------|-----------------------------|---|
| Fri.Apr.24 | 8:00-18:00 | Racer check-in, bib pick-up | Wood Straight of Fuji HokurokuPark, (Fujiyoshida City, Yamanashi) |
| Sat.Apr.25 | 8:00-13:30 | Racer check-in, bib pick-up | Wood Straight of Fuji HokurokuPark, (Fujiyoshida City, Yamanashi) |
| | 8:00-13:30 | Luggage check-in* | Gymnasium of Fuji Hokuroku Park, (Fujiyoshida City, Yamanashi) |

* Luggage check-in are accepted up to 30 minutes before the time.

| | | | |
|------------|-------------|---------------------|---|
| Sat.Apr.25 | 13:30 | Opening Ceremony | FUJISAN GX Stadium of Fuji Hokuroku Park, (Fujiyoshida City, Yamanashi) |
| | 14:00 | Start | |
| | 11:00 | Race Cutoff Time | |
| Sun.Apr.26 | 12:00-13:00 | Awards Ceremony | |
| | 15:30 | Baggage Returns End | Gymnasium of Fuji Hokuroku Park, (Fujiyoshida City, Yamanashi) |

ASUMI 40k

| | | | |
|------------|------------|--|---|
| Fri.Apr.24 | 8:00-18:00 | Racer check-in, bib pick-up, Luggage and Drop Bag check-in | Wood Straight of Fuji HokurokuPark, (Fujiyoshida City, Yamanashi) |
| Sat.Apr.25 | 8:00-11:30 | Racer check-in, bib pick-up, Luggage check-in* | Wood Straight of Fuji HokurokuPark, (Fujiyoshida City, Yamanashi) |

* Luggage check-in are accepted up to 30 minutes before the start time.

| | | | |
|------------|-------------|---------------------|---|
| Sat.Apr.25 | 11:30 | Opening Ceremony | FUJISAN GX Stadium of Fuji Hokuroku Park, (Fujiyoshida City, Yamanashi) |
| | 12:00 | Start | |
| | 18:00-19:00 | Awards Ceremony | |
| | 21:30 | Race Cutoff Time | |
| Sun.Apr.26 | 15:30 | Baggage Returns End | Wood Straight of Fuji HokurokuPark, (FujiyoshidaCity, Yamanashi) |

SAKUYA

| | | | |
|------------|---------------|---|---|
| Sun.Apr.26 | 8:00 - 8:45 | Racer check-in, bib pick-up, Luggage check-in | Wood Straight of Fuji HokurokuPark, (Fujiyoshida City, Yamanashi) |
| | 8:45 | Opening Ceremony | |
| | 9:00 | Start (9k) | FUJISAN GX Stadium of Fuji Hokuroku Park, (Fujiyoshida City, Yamanashi) |
| | 9:15 | Start (U20 6k) | |
| | 11:00 - 12:00 | Awards Ceremony | |
| | 12:30 | Baggage Returns End | Wood Straight of Fuji HokurokuPark, (Fujiyoshida City, Yamanashi) |

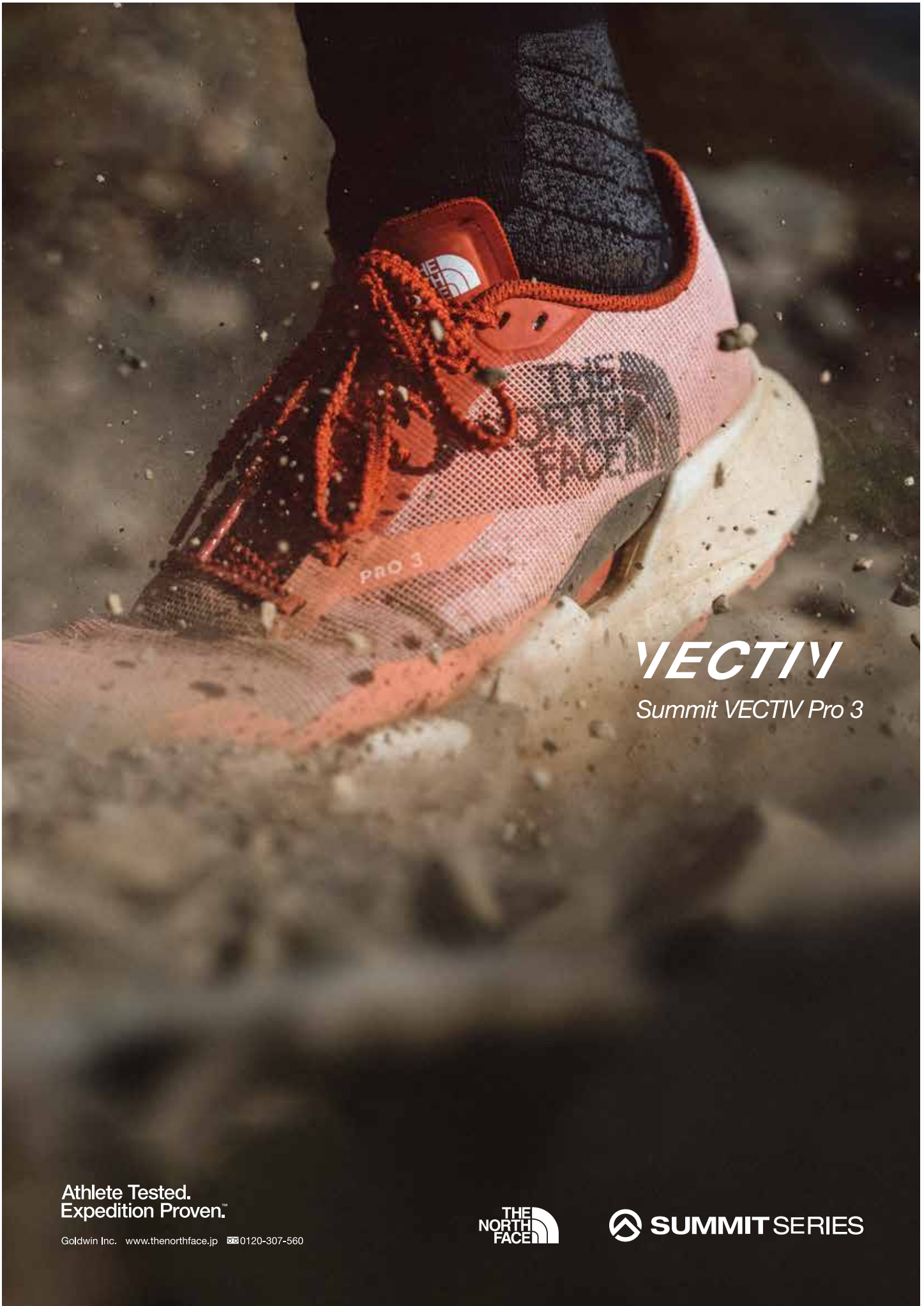
THE
NORTH
FACE


SUMMIT
SERIES

Athlete Tested.
Expedition Proven.™

Runner: Josh Wade

Goldwin Inc. www.thenorthface.jp ☎ 0120-307-560



VECTIV

Summit VECTIV Pro 3

**Athlete Tested.
Expedition Proven.™**

Goldwin Inc. www.thenorthface.jp ☎0120-307-560



Information about the racer check-in (Bib pick-up and gear check)

- Required items at the racer check-in
- ① Bib pick-up ticket (by showing a QR code on your smartphone or on paper *Scheduled to be emailed around April 10) ② Photo ID
- Please refer to page 16 for the required items for each race.

DIRECTIONS TO THE CHECK-IN VENUE

Wood Straight of Fuji Hokuroku Park

5000 Kamiyoshida Tateishi, Fujiyoshida City,
Yamanashi Prefecture 403-0005



◀ Google Map

| | Fri. Apr. 24 | Sat. Apr. 25 | Sun. Apr. 26 |
|--------------|--------------|--------------|--------------|
| ① FUJI 100mi | 8:00-14:00 | - | - |
| ② KAI 70k | 8:00-18:00 | 8:00-13:30 | - |
| ③ ASUMI 40k | 8:00-18:00 | 8:00-11:30 | - |
| ④ SAKUYA | - | - | 8:00- 8:45 |

FINISH / START AREA MAP

FUJI 100mi / KAI 70k / ASUMI 40k / SAKUYA / Mini

山梨県 富士北麓公園

FUJI HOKUROKU PARK



* Please refer to pages 8-9 for directions to the check-in venue.

• The main parking lot of Fuji Hokuroku Park will be closed. Please ensure you make a reservation and purchase a parking pass in advance and park your car at a designated parking lot.

GUIDELINES FOR RACE CANCELLATION, SUSPENSION, OR EVENT AND RACE COURSE CHANGES

If the race organizer determines that initiating or continuing the race is impossible due to the following reasons, the organizer will either modify race details or cancel the event. There will be no postponement of the race.

1. When a weather warning is issued.
2. When it is deemed impossible to ensure the safety of racers and staff due to landslides, falling rocks, or other dangerous conditions on the course.
3. In case of a disaster, such as when an earthquake warning (e.g. Tokai earthquake warning) is issued near the race area.
4. When the natural environment is damaged due to the passage of racers in rough weather.
5. When the race organizer recognizes the necessity of cancelling the race for any other reasons.
6. If the race organizer decides to cancel the race, the announcement will be made on the official race webpage at least eight hours before the start time of FUJI, KAI, and ASUMI races. (SAKUYA will make the announcement at least 4 hours before the start.) If the race is canceled after it has started, information will be posted on the webpage, and an email will be sent to the email address you registered when you entered.



Goldwin



goldwin-global.com

FROM THE RACER CHECK-IN TO THE START

- ① Check-in: Check the email sent to you around April 10 and present the QR code on the bib pick-up ticket at the check-in desk. You must show your photo ID as well.
- ② Changing rooms: FUJI100mi and KAI70k are in the gym; ASUMI40k and SAKUYA are at Fuji Wood Straight.
- ③ Luggage and Drop Bag check-in: Please check your luggage and drop bag in at least 30 minutes before start. ***Luggage check-in at start venue (Fee and prior reservation required.)**
- ④ Get ready: Use a restroom before the start.
- ⑤ Line up at the start area: Be sure to be at the start area by 15 minutes before the start.

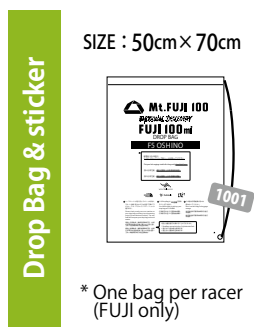
ITEMS TO BE GIVEN TO YOU AT RACER CHECK-IN



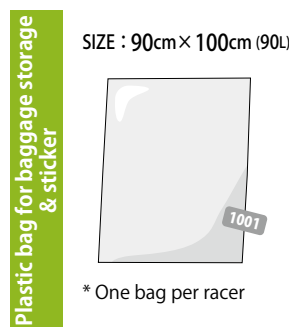
- * Attach one race bib to the front side of your upper body and one on your back with safety pins or a bib belt. Make sure the bib is fully visible at all times and not hidden behind your clothing.
- * Do not put the race bib on your lower body or fold it to make it smaller.
- * Do not remove the IC tag from the race bib. You have to return the IC tag after the race.
- * Racers must provide their own safety pins. (Some pins are available at the check-in counter.)
- * Items handed out at the race venue cannot be mailed on a later date. Persons other than registered racers can only pick up a participation gift on behalf of a racer.



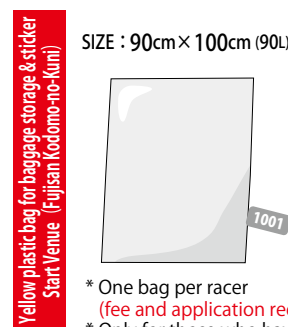
Participation prize
FUJI, KAI : T-shirt
ASUMI : Japanese Towel
SAKUYA : Participation commemorative gift



Drop Bag & sticker
SIZE : 50cm×70cm
* One bag per racer (FUJI only)



Plastic bag for baggage storage & sticker
SIZE : 90cm×100cm (90L)
* One bag per racer



Yellow plastic bag for baggage storage & sticker
Start Venue (Fujiisan Kodomo-no-Kuni)
SIZE : 90cm×100cm (90L)
* One bag per racer (fee and application required)
* Only for those who have applied in advance (FUJI100mi only)

LUGGAGE STORAGE

- FUJI 100mi** Luggage check-in will be available at the gymnasium of Fuji Hokuroku Park from 8:00 to 14:00 on Friday, April 24.
*** For FUJI100mi racers, luggage check-in will additionally be available at the start venue at Kodomo no Kuni from 14:30 to 16:30 on April 24.**
- KAI 70k** Please check in your luggage at the gymnasium of Fuji Hokuroku Park from 8:00 to 13:30 on Saturday, April 25.
- ASUMI 40k** Please check in your luggage at the wood straight of Fuji Hokuroku Park from 8:00 to 11:30 on Saturday, April 25.
- SAKUYA** Please check in your luggage at the wood straight of Fuji Hokuroku Park from 8:00 to 8:45 on Sunday, April 26.

1. Once you check in your luggage, you will not have access to it until you finish the race.
2. Affix the luggage sticker with your race number printed on it onto a plastic bag in a visible location. Securely seal the plastic bag to prevent any contents from spilling out. (One bag is provided per racer.)
***Only for those who leave their luggage at the FUJI100mi start venue. (Fee and advance application required.)**
3. Please refrain from placing any valuable items in the luggage you check in.
4. When picking up your luggage, staff will verify your bib number. Therefore, please remember to bring your bib with you when retrieving your luggage.
5. The luggage pick-up area is located in the gymnasium of Fuji Hokuroku Park(FUJI100mi, KAI70k), Fuji Hokuroku Park Wood Straight (ASUMI40k, SAKUYA). Please ensure that you retrieve your luggage by 15:30 on Sunday, April 26.

DROP BAGS (FUJI100mi only)

1. One Drop Bag is given to each racer.
2. You can leave your drop bag at Mt. Fuji Kodomo no Kuni (starting point). *** You cannot leave your pet at Fuji Hokuroku Park.**
3. Remember to affix the sticker to the Drop Bag. Before checking it in, make sure to securely close the Drop Bag to prevent any contents from falling out.
4. Drop Bags will be transported to F5 Oshino.
5. During the race, at the F5 Oshino, racers can pick up the Drop Bag they checked in at the start.
6. At the F5 Oshino, racers can put unnecessary items in the Drop Bag and leave it to the staff.
7. Drop Bags will be returned to racers at Finish Fuji Hokuroku Park.

***Drop bags will be returned to the Fuji Hokuroku Park Gymnasium in the order they were used, starting from F5 Oshino.**

Mt. FUJI100 Race Venue Circulation Bus

◆Bus route

Fuji Hokuroku Park No. 2 Parking Lot → Mt. Fuji Station → (※)
 → In front of Mt. Fuji Resort Hotel → Fuji-Q Highland Expressway Bus Station
 → Fuji Hokuroku Park No. 2 Parking Lot

*Only during late night hours (Sunday, April 26, from approximately 12:00 AM to approximately 7:00 AM), the train passes through Kawaguchiko Station.

* Bus stop & Route (Google maps)



| DATE | Operation schedule |
|--------------|---|
| Fri. Apr. 24 | 7:30 First departure from Mt. Fuji Station - 19:45 * Approximately one bus per hour * During peak hours (8:00 - 13:30), approximately one bus every 30 minutes |
| Sat. Apr. 25 | 2:00 First departure from Fuji Hokuroku Park - 24:00 * Approximately one bus per hour * During peak hours (8:00 - 13:30), approximately one bus every 30 minutes |
| Sun. Apr. 26 | 0:00 First departure from Fuji Hokuroku Park - 16:00 * Approximately one bus per hour * During peak hours (10:00 - 14:00), approximately one bus every 30 minutes |

Bus schedule



◆Race Shuttle Bus Fare (including tax and additional processing fee required)

3-day ticket ¥3,300 / 1 person
 2-day ticket ¥2,200 / 1 person (4/24-25 ticket, 4/25-26 ticket)
 1-day ticket ¥1,700 / 1 person
 *When boarding, please show your ticket on your smartphone to the driver.

Bus ticket



◆Purchase a bus ticket

*For details on purchasing and timetables, please check here. It is also possible to purchase on the day.
 *There is no all-night bus service (4/24).

ACCESS (Racer parking ※Fee and prior reservation required)

Paid parking lot ①

Fujisan Parking

(former name : Fuji Hokuroku Parking)



Paid parking lot ②

Fuji-Q Highland Conifer Forest Parking

* Please be aware that the special parking lot is distinct from the regular Fuji-Q Highland Parking Lot. Refer to your parking permit for details.



If you reserve a parking lot, be sure to bring the parking permit that is mailed to you in advance and show it to the parking staff at the entrance of the parking lot.

There is a free shuttle bus service from the parking lot to Fuji Hokuroku Park (the finish venue) on the schedule below.

| Paid parking lot Parking period business hours | Fujisan Parking | | Fuji-Q Highland Conifer Forest Parking | | | | |
|--|-------------------------|----------------------|--|------------------------|------------------------|---------------------|---------------|
| | FUJI 100mi Racer | KAI 70k Racer | ASUMI 40k Racer | ASUMI 40k Racer | ASUMI 40k Racer | SAKUYA Racer | |
| 7:30-15:00 | Fri. April 24 | 7:30-19:00 | Fri. April 24 | 7:30-19:00 | Fri. April 24 | 7:30-16:00 | Sun. April 26 |
| 0:00-23:59 | Sat. April 25 | 7:30-23:59 | Sat. April 25 | 7:30-23:59 | Sat. April 25 | | |
| 0:00-16:00 | Sun. April 26 | 0:00-16:00 | Sun. April 26 | 0:00-16:00 | Sun. April 26 | | |

*Sleeping in cars is not permitted in the parking lot.

In addition, according to a Ministry of the Environment plan, camping and tents are prohibited outside of campsites.

FREE PARKING LOT SHUTTLE BUS

The racer parking permit fee includes the Parking Lot Shuttle Bus fare. With a valid racer parking permit, both permit holders and their accompanying passengers can use the shuttle bus.

※Please present your "Final Itinerary" when boarding the bus.

◆Bus route

Fujisan Parking ⇄ Fuji Hokuroku Park 2nd Parking Lot
 →Fuji-Q Highland Conifer Forest Parking Lot
 ⇄ Fuji Hokuroku Park Parking Lot No. 2

*Depending on the time of day and congestion, the route will be Fuji Hokuroku Park No. 2 Parking Lot → Mt. Fuji Parking → Fuji-Q Highland Conifer Forest Parking Lot → Fuji Hokuroku Park No. 2 Parking Lot.

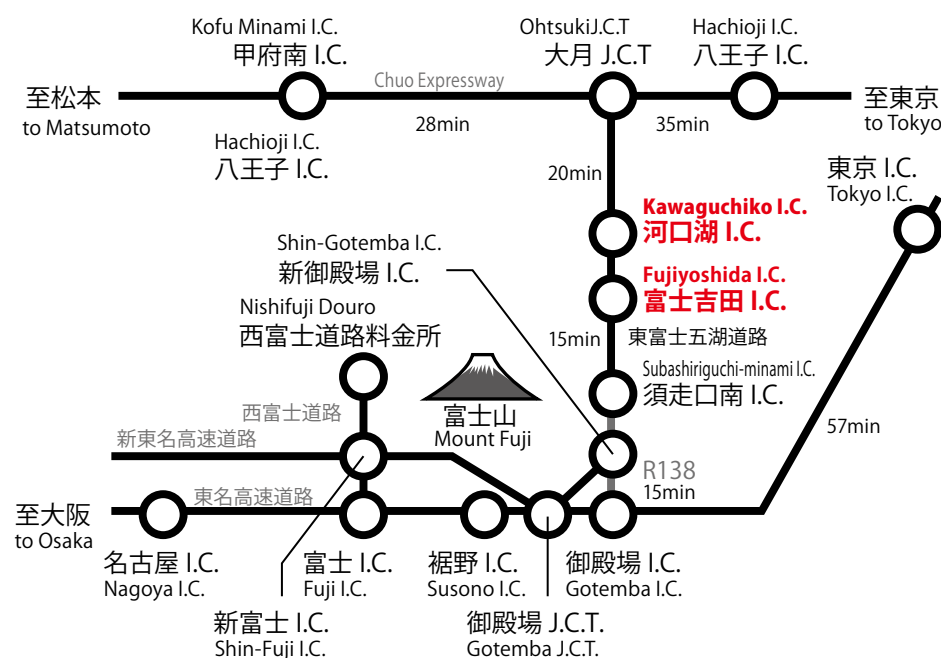
Bus schedule



◆Bus schedule

| DATE | Operation schedule |
|--------------|---|
| Fri. Apr. 24 | 7:30-19:00 ● Approximately every 15-30 minutes *Parking lot service for FUJI100mi racers will not be available after 3:00 PM. |
| Sat. Apr. 25 | 2:00 - 24:00 ● 8:00 - 12:00: Approximately every 15 minutes ● 6:00 - 8:00, 12:00 - 21:00: Approximately every 30 minutes ● 2:00 - 6:00, 21:00 - 24:00: Approximately every hour * There are no services to the parking lots for KAI70k, ASUMI40k, and mini athletes from 2:00 - 7:30 |
| Sun. Apr. 26 | 0:00 - 16:00 ● 0:00-06:00: Approximately once every hour ● 6:00-16:00: Approximately once every 15-30 minutes *SAKUYA Athlete Parking Tickets are not available between 0:00-7:30 |

[By Car] Directions to the Kawaguchiko Interchange (IC) and Fujiyoshida IC



Fuji Hokuroku Park (FUJI100mi FINISH VENUE / KAI70k • ASUMI40k • SAKUYA START & FINISH VENUE)

FINISH / START AREA MAP

FUJI 100mi / KAI 70k / ASUMI 40k / SAKUYA / Mini

山梨県 富士北麓公園

FUJI HOKUROKU PARK



- BUS INFO バスインフォ
- BUS バス乗降所
- W.C トイレ
- DROP OFF/PICK UP タクシー・送迎乗降所
- FIRST AID 救護
- DROP BAG ドロップバッグ
- BIB PICK-UP 受付
- FOOD 食事
- INFORMATION インフォメーション
- NO ENTRY 侵入禁止
- Mini START / FINISH GATE ミニスタート/フィニッシュ
- FUJI 100mi COURSE FUJI 100mi コース
- KAI 70k COURSE KAI 70k コース
- ASUMI 40k COURSE ASUMI 40k コース
- SAKUYA COURSE SAKUYA コース
- RUNNER WALKING PATH 選手歩行経路

* There is no parking available for racers, supporters, or general visitors at Fuji Hokuroku Park, the finish venue. Please park in a designated racer parking lot (for which a fee applies) that you have reserved for the race period. Please take the parking lot shuttle bus to Fuji Hokuroku Park.

* Also, according to the national park regulations set out by the Ministry of the Environment, camping and/or setting up tents within non-designated camp sites around the venue is prohibited.

* About lodging

The finish venue at Fuji Hokuroku Park offers a temporary resting area in the gymnasium, but there is no designated napping area. We strongly advise booking accommodations for the entire race period in case you are unable to complete the race and need to withdraw early due to illness or injury.

* Mt.FUJI100 Race Venue Circulation Bus (fee/application required) will be operating. The bus pass can be purchased at the venue. Please see page 8 for detail.

Paid parking for supporters

- Parking lot
- ① F2 FUMOTO
Parking lot available: April 24(Fri.) 20:00-25(Sat.)06:00
 - ② F3 SHOJIKO
Parking lot available: April 25(Sat.) 0:00-14:30
 - ③ F5 OSHINO
Parking lot available: April 25(Sat.) 3:30-22:00
 - ④ F6/K1 YAMANAKAKO KIRARA
Parking lot available: April 25(Sat.) 5:00-26(Sun.) 3:00

※ Cars are not allowed at aid stations that do not allow personal support, F1 FUJINOMIYA, F7 NIJYUMAGARI, F8 FUJIYOSHIDA and cheering is not allowed.

• At the F4 HANAMARUKI/THE NORTH FACE Aid Station, cheering is permitted, but providing support is not allowed. Parking is free upon presentation of a supporter parking pass.

(Fuji-Q Highland Conifer Forest Parking Lot: Available from 12:00 AM on Saturday, April 25, to 4:00 PM on Sunday, April 26)

• A parking ticket is required for parking. Supporter parking tickets are available only to those who apply for them at the time of supporter entry (supporter parking tickets will be attached when supporter registration is completed).

• No camping or overnight stay in a car in the parking lot is allowed.

• Parking on the streets around Fuji Hokuroku Park is prohibited.

• Only vehicles with a parking permit can be parked in and out of the parking lot during the available parking hours of the race.

• Supporter parking permits will be handed out at the racers registration area. (For those who reside in Japan, the tickets will be mailed to you in advance.)

• Please note that parking permits cannot be reissued if lost or forgotten on the day of the race.



● EXPO

8:00-18:00 Friday, April 24
 8:00-18:00 Saturday, April 25
 8:00-14:00 Sunday, April 26

MF26 EXPO MAP

FUJI 100mi / KAI 70k / ASUMI 40k / SAKUYA / Mini

山梨県 富士北麓公園

FUJI HOKUROKU PARK



MF26 EXPO 「Mt.FUJI100 EXPO」
 トレイルランニングの魅力発見
 4/24(FRI)-25(SAT) 8:00-18:00
 26(SUN) 8:00-14:00

| EXPO | | |
|------------------------|---|-----------------------|
| 1 THE NORTH FACE SHOP | 21 パワースポーツ | 41 adidas TERREX |
| 2 aminoVITAL® | 22 NATHAN / Therabody / KITTARPE / MacDavid | 42 KEEN JAPAN |
| 3 NIKKE AXIO® | 23 テクニカグループ ジャパン | 43 LA SPORTIVA |
| 4 WA.CLOTH | 24 FAVSOL | 44 upalee |
| 5 PERTEX | 25 BUFF | 45 rig footwear |
| 6 PRIMALOFT | 26 PAAGOWORKS | 46 SIDAS |
| 7 東レインターナショナル株式会社 | 27 COROS | 47 R+L |
| 8 増成アトランス株式会社 | 28 Suunto | 48 NTECORE |
| 9 光電子 | 29 Shokz | 48 PETZL |
| 10 島田商事株式会社 | 30 アルコ株式会社 | 50 Maurlen |
| 11 モリタパルレル株式会社 | 31 LEDLENSER | FOOD/DRINKS |
| 12 裾野市 | 32 FENIX | A THE NORTH FACE CAFE |
| 13 御殿場市 | 33 THE NORTH FACE 花巻のNS | B Cafe Cairn |
| 14 山中湖村 | 34 THE NORTH FACE カスタムWS | C HORAANA (PIZZA) |
| 15 NPO法人富士トレイルランナーズ倶楽部 | 35 VECTIV | D カレーと雑草 2 |
| 16 GONTEX | 36 GoKwin | |
| 17 ESS | 37 GORE-TEX® BRAND | |
| 18 New+HALE テーピング | 38 VIBRAM | |
| 19 MEDALIST | 39 HOKA | |
| 20 Reboot Style | 40 NNormal | |



EXPO Booth

You can check the details on the official website.
 There will also be official merchandise stores and food stalls on race days.

Access to the EXPO Venue (Fuji Hokuroku Park)

There is no parking lot for racers and supporters at Fuji Hokuroku Park. Please use the designated racer parking lot (paid parking) that you have reserved for parking during the race.

In addition, there will be a boarding area at Fuji Hokuroku Park Parking Lot No. 2, so please use this area for taxi drop-offs or picking up racers. (*Temporary stopping only, parking not allowed.)

When visiting, please purchase a paid parking ticket for the Mt.FUJI100 2026 race-specific parking lot at Fuji-Q Highland Conifer Forest.
 Please use the free shuttle bus to the venue.

To reduce the burden on the environment, please help by using public transportation as much as possible.

*Tickets for the race shuttle bus can be purchased on the day. For details on prices and how to purchase, please check the official website/ACCESS page.

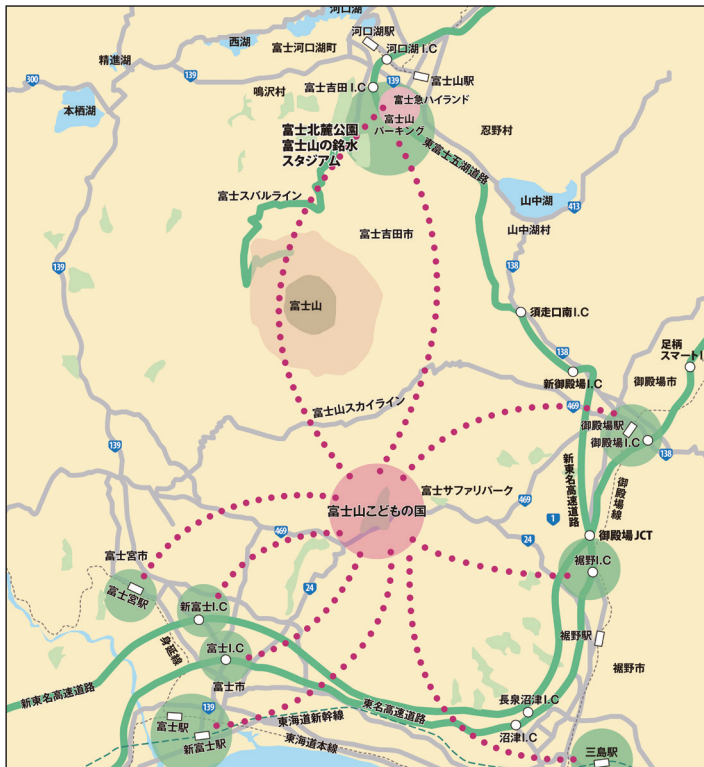
*For details on access, please see page 8~9.

*Only temporary stops of 5 minutes or less are permitted (no parking allowed).

*During temporary stops (waiting), the driver must remain in the vehicle at all times. Leaving the vehicle unattended is prohibited.

Fujisan Kodomo-no-Kuni, a.k.a Children's World

*** There is no public transportation, either by bus or train.**



- Exit at Shin-Tomei Highway "Shin-Fuji IC" or Tomei Highway "Fuji IC" or "Susono IC" → Fujisan Kodomo-no-Kuni Front entrance parking lot.
- From the Shin-Tomei Highway "Shin-fuji IC" take prefectural route #24 and then national route #469. Continue in the direction of "Fuji Safari Park" for about 30 minutes.
- From the Tomei Highway "Susono IC" take national route #469. Continue in the direction of "Fuji Safari Park" for about 15 minutes.

[Cautions]

- * Racers cannot leave their cars at Fujisan Kodomo no Kuni and start the race. Please note that after the finish, there will be no Access Bus from the finish area returning to Fujisan Kodomo-no-Kuni. Racers who are not using the Access Bus should arrange for their supporters, friends, or family members to give them a lift to the start area and then depart after the race begins.
- * A special parking permit is required to park a car at Fujisan Kodomo-no-Kuni. One parking permit is issued to each racer. Be sure to download it from the official race website, print it out, and display it on a dashboard.

* Please see our website for access to start area, or Kodomo-no-Kuni.



MAP OF THE START VENUE (Fujisan Kodomo-no-Kuni)

START AREA MAP FUJI 100mi

静岡県 富士山こどもの国
MT.FUJI CHILDREN'S WORLD



- W.C トイレ
- FIRST AID 救護
- BUS バス乗降所
- 受付/必需品チェック 受付 pick-up & Gear check
- DROP BAG ドロップバッグ
- INFORMATION インフォメーション
- PARKING 駐車場
- NO ENTRY 侵入禁止 5:00pm-
- FUJI 100mi COURSE FUJI 100mi コース
- RUNNER WALKING PATH ランナー歩行経路
- SUPPORTER WALKING PATH 応援・サポーター歩行経路

Fujisan kodomo-no-Kuni Parking Business Hours

From 11:00 to 18:00, Friday, April 24.



- * You are not allowed to spend the night inside a car in the parking lot. The parking lot is available only during the race days. Enter the parking lot when it opens at 11:00, Friday, April 24.
- * There will be no Access Bus from the finish venue to the Fujisan Kodomo-no-Kuni.

アスリートとの共創から生まれた、
限界に挑むための、
オールインワンゼリー

amino VITAL
アミノバイタル

aminoVITAL® ONE

flavor
塩レモン味

All-in-ONE

エネルギー、アミノ酸、電解質、クエン酸。必要なものを、1本に。

- エネルギー 200kcal、Carb 39g
- アミノ酸 10,000mg
EAA 4,650mg (ロイシン高配合EAA 3,000mg+ヒスチジン 1,650mg)
アルギニン 2,000mg、アラニン&プロリン 3,350mg
- 電解質 414mg
ナトリウム 214mg、塩化カリウム 150mg、塩化マグネシウム 50mg
- クエン酸 3,000mg



Only ONE

アスリートのリアルな声から生まれた、
味の素KK初の共創型プロダクト。

No.1 [ONE]への挑戦

限界を超えようとするすべての挑戦を、
本気で支えるために。



アスリートクラブのリアルな声から、「aminoVITAL® ONE」が生まれました。

Athlete Club

アスリートクラブは、挑戦を続ける
アスリートたちがつながるコミュニティ。
現在、メンバーは1,400名以上。
オリンピックやトップアスリートも参加し、
練習会やイベントを通じて競技・地域を越えた
交流が生まれています。

▼詳しくはこちら



参加登録
無料



GENERAL RULES

1. In order to participate in this race, you must fully understand and agree to the following conditions and responsibilities.
2. You are required to abide by the municipal regulations and Japanese laws and are expected to conduct yourself in a responsible manner at all times during the race.
3. The FUJI100mi is a race that requires racers to run through mountainous terrain both during the day and at night. While the race organizer will try its best to minimize unforeseen risks, it is ultimately your responsibility to avoid any dangers and to ensure your own safety during the race. As such, you are expected to have the technical skills, knowledge, equipment, physical endurance, and self-management skills to deal with any issues that may arise during this type of race including severe weather conditions (e.g. low temperatures, strong winds, rain and snow). Your actions and any outcomes that may result are your responsibility. In the outdoors environment, racers are usually the first to come across other racers in an accident. All racers are expected to help each other and ensure safety during the race.
4. The race course will be marked with marking tapes and signs. However, you are responsible for finding and following these course markings on your own and for staying on the race course. You are also responsible for finding your own way back using the course maps provided if you end up straying off the race course. If you find yourself off the race course, do not call the race 'headquarters' emergency number unless it is really an emergency. That call may prevent someone else from making a truly necessary call.
5. You are responsible for checking the official updates provided by the race organizer both before and during the race. Please follow the instructions provided.
6. You must always respect the environment and other people with whom we share the trails.
7. The race organizer will prepare the race course, equipment and where necessary, place staff along the course in order to properly execute the race. The organizer will also provide emergency and medical support during the race.
8. All aid stations will have an emergency medical tent where there will be a doctor and nurse on standby to provide medical assistance. Please note that only emergency first-aid can be provided at these tents.

RACE RULES & REGULATIONS

RACER RESPONSIBILITIES & CONDITIONS

If you do not abide by these rules, you may be immediately disqualified or have a penalty of 1, 3 or 6 hours added to your race time. Participation in future races may also be denied.

ENVIRONMENTAL PROTECTION RULES

We agree with the main objectives of the Green Charter of the International Trail Running Association (ITRA) and set the following rules for nature conservation.

1. The use of trekking poles is prohibited on the entire race course. Picking up and using tree branches as trekking poles is also not allowed.
2. Sleeping along the course is prohibited. This is because it will have a large impact on the environment and may also mistakenly lead others to think that you are in distress and require emergency medical assistance.
3. You must stay on the trail at all times. Do not step off the trail to shortcut corners. There will also be several "no passing" sections in environmentally restricted areas where you will not be allowed to pass other racers.
4. Picking up or damaging plants, animals, fungi and rocks found along the race course as well as within the overall race area are prohibited.
5. NEVER throw garbage along the course.
6. The Mt. FUJI100 race aims to minimize garbage and carbon dioxide emissions. To achieve this, the organizer is reducing the use of printed materials and disposable items whenever possible.
7. Please use the toilets located at each aid station. Also, please carry and use a portable/disposable toilet and use it if you are unable to wait. Do not throw away toilet paper along the trails. Please remember to take all toilet paper and waste with you.
8. During the race, even there may be no problems in terms of racer safety, if the trails are determined not to be able to withstand the use of many racers at once, a walking section may be set up, the course may be changed or the race may be cancelled.
9. Please wash the soles of your shoes to clean off any dirt, seeds, or vegetation before the start of the race. This is to prevent the spread of invasive species and non-native seeds and to prevent vegetation from urban areas from being carried up into the environmentally sensitive mountain regions. The race staff will provide brushes. Follow their instructions and use these brushes to remove dirt and seeds from the soles of your shoes.
10. We will establish a "Code of Conduct and Considerations" for the sustainable operation of the race in consideration of the natural environment, and conduct environmental monitoring surveys on the course before and after the race to assess the impact on the trails.

CONSIDERATION FOR OTHERS

1. If during the race, you encounter another racer/staff member who is injured or sick and unable to move on their own, please give priority to assisting that person and immediately call the race headquarters for emergency assistance. The emergency telephone number is printed on your race bib. Before calling the race headquarters, please check the bib number of the person in distress and tell it to the emergency staff who answer your call. If the bib number cannot be found or when assisting a non-racer, please check the person's gender and color of the clothes. This helps the race organizer to smoothly handle the situation.
2. If you come across a runner who is lying down or hunched over along the course, please check to see if they are alright. If the person requires emergency assistance, please give priority to helping that person by calling race headquarters for assistance.
3. The race course is not on private property owned by the race and will not be closed off to the general public. The trails must be shared with the general public (e.g. hikers) at all times. There will be "no passing sections" set up along the race course where you will be prohibited from passing other racers and hikers. In areas where passing is allowed, please do so in a safe place where the trail is wide enough. Please be considerate and slow down or walk when passing other people. Remember to call out to the person to let your presence be known. The same rule applies to courses in urban areas. Stay on sidewalks whenever there is a sidewalk.
4. Please be careful not to damage property located along the race course.
5. Parts of the race course passes through privately-owned lands that are normally closed off. When you are in these special sections, please make sure you stay within the designated race area.
6. The course also passes through residential areas. Please do not make loud noises or sounds when passing through these areas. Also put away your bear bells and prevent them from ringing when passing through "no-bear bells" sections.

AUTHORITY GIVEN TO EMERGENCY & MEDICAL STAFF

1. Doctors and rescue staff have the authority to stop a runner from continuing the race if he/she believes a racer is unfit to safely continue. Instructed to stop by a race physician or rescuer, you must return your IC chip to a staff member. They may mark your bib to indicate that you have withdrawn from the race.
2. **The organizers reserve the right to stop the race and place racers in their vehicles if they are running before a cut-off point after the cut-off time (including the finish time) has elapsed. Racers must follow the instructions of the organizer.**

IC CHIPS

1. Runners are kept track of using IC chips and sensor mats on the ground. The race organizer will be tracking racer times, number of racers out on the course as well as whether or not you've entered/left aid stations and checkpoints.
2. You must always have an IC chip attached to each of your shoes (both the right foot and left foot).
3. Do not wear two IC chips by stacking them on top of each other.
4. **Please return your IC chips in the IC Clip Return Box at the finish venue.**
5. If you are disqualified or decide to drop out of the race, please return your IC chips at the aid station.

CUTOFF TIMES & TIME MEASUREMENT

1. There will be two separate cutoff times at each aid station - one at the entrance and one at the exit. (This is a safety measure put in place to ensure racers coming into the aid station close to the entrance cutoff time have sufficient time to replenish their food/drink supplies before heading out on the course again.) You will not be allowed to continue the race if you don't make either of these cutoff times.
2. You can re-enter an aid station after leaving but please notify race staff and use the dedicated pathway to go back in. Once you re-enter, you must leave the aid station before the exit cutoff time in order to continue racing.
3. Cutoff times may be changed due to weather and course conditions. Changes will be announced on the official bulletin boards at the aid stations, and an email will be sent to the email address you registered when you entered.

RACE COURSE GUIDES, MARKERS AND SIGNS

1. Permission has been obtained from the appropriate land owners and property managers to put up temporary signs and marking tapes. The race course will be marked using marking tapes and signs. Marking tapes will be placed approximately every 100 m along the course and extra markings will be placed in sections where it may be easy to get lost. If you do not see a marking tape after proceeding for over 200m, it means you've gone off course. Please turn back and return to the race course.
2. The race organizer will be putting forth its best effort to minimize any unforeseen risks along the course. Dangerous areas will be marked with signs and ropes in order to reduce risk. Please follow all instructions provided. Where deemed necessary, staff and security guards will also be positioned along the course to ensure racer safety and direct the flow of traffic.
3. There will be staff and security guards standing along the course to help direct the way, however it is your responsibility to follow the course markers and signs to stay on the correct route.
4. There will be a "no-passing" section as well as other sections with specific rules/conditions. Please abide by these rules.
5. Once the race starts, any necessary information for racers will be posted on the official bulletin board at the aid stations. Important updates will also be sent to you via your email address you provided to the race. It is the racer's responsibility to check the official bulletin boards at the aid, as well as your email.

WITHDRAWING FROM THE RACE

1. If you feel that you can no longer continue and decide to withdraw from the race, you must tell aid station staff that you are dropping out. ***As a rule, racers cannot withdraw from the race at F7/K3 Nijyumagari.**
2. Withdrawing on the race course: You may only withdraw from the race along the race course if it is an emergency and/or you are injured and cannot move on your own. In such a case, please contact the emergency race headquarters immediately for assistance and follow their instructions.
3. Stay on the course: If you cannot move on your own and cannot call the emergency rescue headquarters, be sure to stay on the course (or within a clearly visible distance from the course).
The chance that sweepers or other racers will find you will drastically increase as long as you stay on the course. Staying on the course will be your last resort to protect your safety.

RESCUE HEADQUARTERS

Please contact this Emergency Contact Number in case of an emergency:

080-7700-6874

* Available from 17:00, Friday, April 24, 2026

080-4138-3184
(Medical Aid Headquarters: When you need medical aid)
090-7700-6180
(Race Headquarters: For other inquiries)

* The emergency telephone numbers are printed on your race bib.

GEAR & EQUIPMENT

1. The total of your equipment must be a minimum of 2kg at the start of the race and upon leaving each aid station. Also, your equipment must weigh a minimum of 1kg in total at all times along the race course.
2. There will be an equipment check during the race. If you do not have your mandatory equipment, you will be disqualified from the race on the spot.
3. It is your own responsibility to decide whether your mandatory clothing/gear provides adequate warmth and rain protection during the race. Please make sure that you know how to use all of your equipment before the race. The race organizer will regard clothing/gear selected and registered by racers as the mandatory equipment of the racer.
4. In addition to having the gears, make sure you know how to use them.

| Item | | Mt.FUJI100 /KAI70k | ASUMI40k | SAKUYA |
|---|--|---|-------------------------------------|-------------------------------------|
| | | 19 | 12 | 2 |
| 1. GPX data for detailed course confirmation | Starting from the 2025 race, you can download map data to your mobile phone. However, ensure that you can refer to the map while speaking with the race headquarters in case of an emergency. | <input checked="" type="checkbox"/> | <input checked="" type="checkbox"/> | <input type="checkbox"/> |
| 2. The smartphone whose phone number was registered when you entered | Mobile phone reachable by the number you registered upon racer entry. Save the emergency phone numbers for race headquarters and rescue headquarters in your phone (the phone number will be written on your race bib). Turn on the phone number display function and make sure your phone is fully charged before the race. Please ensure you can receive E-mail on your phone as emergency information will be sent to you via E-mail during the race. | <input checked="" type="checkbox"/> | <input checked="" type="checkbox"/> | <input checked="" type="checkbox"/> |
| 3. Cups (minimum size: 150 cc) | Paper cups will not be provided at the aid stations. | <input checked="" type="checkbox"/> | <input checked="" type="checkbox"/> | <input type="checkbox"/> |
| 4. Water | You must carry a minimum of 1L of water at the start line and upon leaving each aid station. | <input checked="" type="checkbox"/> | <input checked="" type="checkbox"/> | <input type="checkbox"/> |
| 5. Food | | <input checked="" type="checkbox"/> | <input checked="" type="checkbox"/> | <input type="checkbox"/> |
| 6. Two lights with replacement batteries for both lights | Able to emit 80 lumens or more for 4 hours or more | Two lights with replacement batteries for both lights | One light | <input type="checkbox"/> |
| 7. Flashing light (red or orange recommended) | Put this light on your backpack during the race so that cars will be able to see you at night. | <input checked="" type="checkbox"/> | <input type="checkbox"/> | <input type="checkbox"/> |
| 8. Survival blanket | Minimum size of 130cm x 200cm or emergency bivvy | <input checked="" type="checkbox"/> | <input checked="" type="checkbox"/> | <input type="checkbox"/> |
| 9. Whistle | | <input checked="" type="checkbox"/> | <input type="checkbox"/> | <input type="checkbox"/> |
| 10. Adhesive elastic tape/band | Bring strong tape that can be used during emergencies such as injuries (e.g. broken bones) as well as emergency repairs (e.g. broken equipment). | <input checked="" type="checkbox"/> | <input type="checkbox"/> | <input type="checkbox"/> |
| 11. Portable/disposable toilet | If you run out of portable/disposable toilets during the race, replacements are available at the aid stations. | <input checked="" type="checkbox"/> | <input type="checkbox"/> | <input type="checkbox"/> |
| 12. Waterproof rain jacket with hood & rain pants | Both made of waterproof and breathable membrane such as Gore-Tex or something similar; seams must be seam-sealed | <input checked="" type="checkbox"/> | Rain jacket only | <input type="checkbox"/> |
| 13. Warm fleece or long sleeve shirt. No cotton shirts are allowed | Warm clothing for the upper body means mid-layer clothing such as fleece jackets, wool sweaters and light-weight down jackets that create a layer of warm air between you and the fabric. A thin underwear is not allowed. | <input checked="" type="checkbox"/> | <input checked="" type="checkbox"/> | <input type="checkbox"/> |
| 14. Warm pants or tights that go down to your ankles. Or the combination of tights that cover your knees plus long socks that cover your knees. No cotton pants, tights, or socks are allowed | The lower body clothing for warmth must be either A. pants that cover the ankles, B. tights that cover the ankles, or C. a combination of short tights and knee socks. Cotton material is not permitted, and they cannot be used together with No. 12 rain pants. | <input checked="" type="checkbox"/> | <input type="checkbox"/> | <input type="checkbox"/> |
| 15. Warm gloves/mittens and warm hat that covers your ears | Wool or polyester knit hat that provides warmth | <input checked="" type="checkbox"/> | <input type="checkbox"/> | <input type="checkbox"/> |
| 16. First aid kit | Such as band aids, disinfectant, etc. | <input checked="" type="checkbox"/> | <input checked="" type="checkbox"/> | <input type="checkbox"/> |
| 17. Two IC chips and two bibs which are handed out to you | | <input checked="" type="checkbox"/> | <input checked="" type="checkbox"/> | <input checked="" type="checkbox"/> |
| 18. Backpack to carry all your mandatory equipment and other items recommended on page 14 | | <input checked="" type="checkbox"/> | <input checked="" type="checkbox"/> | <input type="checkbox"/> |
| 19. A mobile battery that can charge your smartphone | | <input checked="" type="checkbox"/> | <input type="checkbox"/> | <input type="checkbox"/> |

- *1 Starting from the 2026 race, you can download map data to your mobile phone. However, ensure that you can refer to the map while speaking with the race headquarters in case of an emergency.
 - *2 Bring strong tape that can be used during emergencies such as injuries (e.g. broken bones) as well as emergency repairs (e.g. broken equipment).
 - *3 If you run out of portable/disposable toilets during the race, replacements are available at the aid stations.
 - *4 Warm clothing for the upper body means mid-layer clothing such as fleece jackets, wool sweaters and light-weight down jackets that create a layer of warm air between you and the fabric. A thin underwear is not allowed.
 - *5 Wool or polyester knit hat that provides warmth.
- * The mandatory equipment list provided here is only the minimum. You will be running in harsh conditions for two days and one nights so please make sure that you are well-prepared to manage protect your own safety and well-being and bring additional gear you need to protect yourself.
- * We will strive to dispatch a rescue team to reach a runner who needs assistance due to extreme fatigue or injury on the course within 3 hours. However, it may take much more time if we receive several rescue requests all at once, or if you've strayed off the race course or if the weather conditions are bad. In such cases, it could take more than 6 hours to reach you. Given this, please bring enough clothing and equipment with you to protect yourself from the cold wind and freezing rain for more than 6 hours.

● STRONGLY RECOMMENDED EQUIPMENT

The mandatory equipment list is not necessarily enough for all racers. What you need differs depending on a racer's skill, physical level, weather during the race, etc. It is up to you to determine what is necessary for you and it is your responsibility to bring additional gear that you will need to safely complete the race. Make sure you've tested all of your gear under sub-zero conditions up in the mountains, in heavy rain and over long runs so that you know for sure whether your gear is sufficient to protect you. The following is a list of strongly recommended equipment.

- | | |
|------------------------|--------------------------------|
| 1. Trail running shoes | 4. Change of clothes |
| 2. Compass | 5. Cash |
| 3. Bear bell (*1) | 6. GPS tracker (IBUKIGPS) (*2) |

- *1 Bear bells are a very annoying noise for local residents, day or night. In residential areas, bear bells are prohibited and signs stating "No Bear Bells" will be posted, so please refrain from ringing them.
- *2 This is a GPS tracker that allows you to check the current location of runners in near real time. It can be viewed by anyone during the race. Optional rentals will be available at the event, and those who apply will be given the device at a special booth at the event registration venue.
Simply turning it on and wearing it will allow supporters to transmit their location information. If supporters are using "IBUKI" while waiting for runners, they can move and prepare with ease, and enjoy themselves while they wait. It can also be used to inform family and friends who were unable to be there to cheer on the runners of their current location.

OTHER RULES AND PROHIBITED ACTIONS

1. The only type of earphones allowed during race is the type that lets you hear your surroundings.
2. Cheating is prohibited, this includes using vehicles, using substitute runners, and violating laws and rules.

RACE ORGANIZER'S RESPONSIBILITIES AND DUTIES

The race organizer is responsible for any non-deliberate damage by race participants to property along the race course (e.g. plants and animals, objects, trails, etc.).

AID STATIONS & SUPPORTER RULES

1. KAI70k, SAKUYA racers are not allowed to receive personal support or use rest areas.
2. Nap stations are set up inside gymnasiums at aid stations F3 Shojiko, F5 Oshino. When nap stations are crowded, the aid station staff may temporarily regulate the number of users. Please adhere to their instructions.
3. FUJI100mi racers may receive personal support at F2 Fumoto, F3 Shojiko, F5 Oshino, and F6 Yamanakako Aid Stations. For detailed rules regarding personal support, please consult the instructions regarding supporters on the official race website.
4. At the F4 HANAMARUKI/THE NORTH FACE Aid Station, cheering is permitted, but providing support is not allowed. Parking is free upon presentation of a supporter parking pass.
(Fuji-Q Highland Conifer Forest Parking Lot: Available from 12:00 AM on Saturday, April 25, to 4:00 PM on Sunday, April 26)

* Please refer to the webpage below for rules and precautions regarding the race.

<http://www.mtfuji100.com/racers/rules/>



AID STATIONS & REST AREAS

| FUJI100mi | Aid Station | Location | Distance | Official aid / Service | Cutoff |
|-----------|---|----------------------|----------|------------------------|-------------------------------|
| START | KODOMO-NO-KUNI | FUJI CITY | 0km | | |
| F1 | FUJINOMIYA (GENSHUJIN Campground) | FUJINOMIYA CITY | 25.8km | | Apr.24 I N 22:30 |
| F2 | FUMOTO | FUJINOMIYA CITY | 52.4km | | Apr.25 I N 5:50 OUT 6:00 |
| F3 | SHOJIKO | FUJIKAWAGUCHIKO TOWN | 74.0km | | Apr.25 I N 14:00 OUT 14:10 |
| F4 | HANAMARUKI / THE NORTH FACE Aid (Fuji-Q HIGHLAND CONIFER FOREST) | FUJIYOHIDA CITY | 96.9km | | Apr.25 I N 17:20 OUT 17:30 |
| F5 | OSHINO | OSHINO VILLAGE | 113.2km | | Apr.25 I N 21:30 OUT 21:40 |
| F6 | YAMANAKAKO KIRARA | YAMANAKAKO VILLAGE | 122.5km | | Apr.26 I N 2:30 OUT 2:40 |
| F7 | NIJU-MAGARI | OSHINO VILLAGE | 136.9km | | Apr.26 OUT 6:00 |
| F8 | FUJIYOSHIDA | FUJIYOSHIDA CITY | 148.4km | | Apr.26 I N 10:00 OUT 10:10 |
| FINISH | FUJISAN GX Stadium (Fuji Hokuoku Park) | FUJIYOSHIDA CITY | 167.0km | | Apr.26 I N 14:30 |

| KAI70k | Aid Station | Location | Distance | Official aid / Service | Cutoff |
|--------|---|--------------------|----------|------------------------|-------------------------------|
| START | FUJISAN GX Stadium (Fuji Hokuoku Park) | FUJIYOSHIDA CITY | 0km | | |
| K1 | OSHINO | OSHINO VILLAGE | 15.7km | | Apr.25 I N 18:00 OUT 18:10 |
| K2 | YAMANAKAKO KIRARA | YAMANAKAKO VILLAGE | 25.2km | | Apr.25 I N 23:00 OUT 23:10 |
| K3 | NIJU-MAGARI | OSHINO VILLAGE | 39.7km | | Apr.26 OUT 2:30 |
| K4 | FUJIYOSHIDA | FUJIYOSHIDA CITY | 51.5km | | Apr.26 I N 6:30 OUT 6:40 |
| FINISH | FUJISAN GX Stadium (Fuji Hokuoku Park) | FUJIYOSHIDA CITY | 70.2km | | Apr.26 I N 11:00 |

| ASUMI 40k | Aid Station | Location | Distance | Official aid / Service | Cutoff |
|-----------|---|------------------|----------|------------------------|-------------------------------|
| START | FUJISAN GX Stadium (Fuji Hokuoku Park) | FUJIYOSHIDA CITY | 0km | | |
| A1 | FUJIYOSHIDA | FUJIYOSHIDA CITY | 19.7km | | Apr.25 I N 16:00 OUT 16:10 |
| FINISH | FUJISAN GX Stadium (Fuji Hokuoku Park) | FUJIYOSHIDA CITY | 38.5km | | Apr.25 I N 21:30 |

| SAKUYA | Aid Station | Location | Distance | Official aid / Service | Cutoff |
|------------------------|---|------------------|--------------------------|------------------------|------------------|
| START | FUJISAN GX Stadium (Fuji Hokuoku Park) | FUJIYOSHIDA CITY | 0km | | |
| S1 (Only SAKUYA 9k) | KUMAANA | FUJIYOSHIDA CITY | 4.6km (Only 9k) | | |
| FINISH | FUJISAN GX Stadium (Fuji Hokuoku Park) | FUJIYOSHIDA CITY | 8.6km (9k) 5.7km (6k) | | Apr.26 I N 12:00 |

Icons



- * You will not be able to exit or return to the aid station after the cut-off time. * There will be toilets at all aid stations.
- * There will be entry cut-off times and exit cut-off times at each aid station. Racers who don't make the cut-off times can still use the aid stations.
- * Only water can be provided for large volume drink containers such as hydration bags. We appreciate your cooperation.

OFFICIAL AID (FOOD & DRINK)

| | FUJI START KODOMO-NO- KUNI | F1 FUJINOMIYA (GENSHIJIN Campground) | F2 FUMOTO | F3 SHOJIKO | F4 HANAMARUKI / THE NORTH FACE AID (FUJI-Q HIBIANDONPER FOREST) | KAL70k St ASUMI40k St SAKUYA St START | F5/K1 OSHINO | F6/K2 YAMANAKAKO KIRARA | F7/K3 NIJYUMAGARI | F8/K4/A1 FUJIYOSHIDA | FINISH |
|--------------------------------|----------------------------------|---|---|---------------|---|--|-----------------|----------------------------------|----------------------|-----------------------------------|--------|
| Local Hospitality Menu | | | FUJINOMIYA YAKISOBA (Fried Noodles)& DAIFUKU MOCHI | Country soup | | | | Pork & Vegetable Miso Soup | | YOSHIDA UDON (Noodles Soup) | |
| Salty candy | | | • | | | | | | | | |
| Strawberry milk candy | | | | | • | | | | | | |
| Ramune candy | | | | | | | | | • | • | |
| Chocolate | | • | | • | | | | | • | • | |
| Rice crackers | | | • | | • | | | | • | • | |
| Salty Yokan (sweet bean jelly) | | | | | | | • | • | • | • | |
| Potato chips | | | | • | | | • | • | • | • | |
| Banana | | • | | • | | | • | • | • | • | |
| Orange | | | | • | | | • | • | • | • | |
| Donut | | | | • | • | | | | | | |
| aminoVITAL® PRO | • | | | | | • | | | | | |
| aminoVITAL® GOLD | | | | | | | | | | | • |
| aminoVITAL® | | | | • | | • | | | | • | |
| Bread | | • | • | | • | | • | | • | • | |
| Rice ball (Onigiri) | | | | | | | • | | • | | |
| HANAMARUKI Miso soup | | | | | • | | • | | • | | |
| Coffee | | • | • | • | • | | • | • | • | • | |
| Hot tea | | • | • | • | • | | • | • | • | • | |
| Hot green tea | | | | | | | • | | | • | |
| Barley tea | | • | • | • | • | | • | • | • | • | |
| MEDALIST (Sports drink) | | • | • | • | • | | • | • | • | • | • |
| Redbull | | | • | | | | • | • | • | | |
| Cola | | • | | • | • | | • | • | • | • | |
| Water & Hot water | | • | • | • | • | | • | • | • | • | |

Emergency Call

If you are **unable to move on your own** on the course due to injury or physical condition, please make an emergency call as follows.



Scan the QR code on the bib number with your smartphone.

Fill in the following

- Condition (select)
- Bib number
- Phone number
- Name

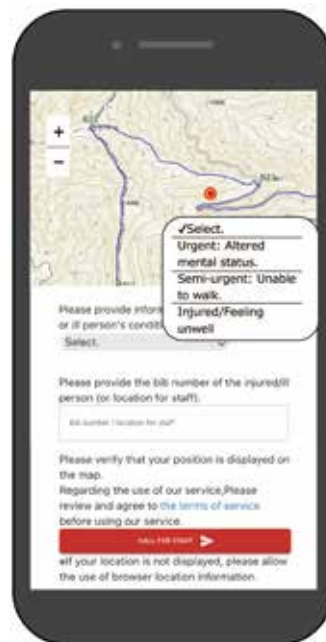
And tap on "CALL FOR STAFF"



The report and location information are relayed to headquarters, and a response is initiated.

※It may take time for staff to arrive after an emergency call.

If you are unable to make an emergency call using the QR code, please call the headquarters phone number on your number card.



 **SHUTTLE BUS FOR RACERS DURING THE RACE**

No buses will be operating for the spectators and supporters.

 **PARKING**

There is no parking lot open to the general public at the finish venue at Fuji Hokuroku Park during the race period. Please reserve a parking spot in advance and park your car there. Then, take a free bus from the parking lot.

It is up to volunteers, racers, and spectators, in addition to the race organizer to practice good manners and follow rules to make this race a great race. The race organizer is making every effort to make sure that the Mt.FUJI100 will be a race that everyone can be proud of in the global stage. Please make sure that you never cause any trouble or inconvenience to local residents and facilities.

 **AWARDS**
<Awards ceremony (FUJI100mi)>

Date and time: 14:00, Sunday, April 26 Location: Fuji Hokuroku Park FUJISAN GX Stadium (Fujiyoshida City, Yamanashi)

<Awards ceremony (KAI70k)>

Date and time: 12:00, Sunday, April 26 Location: Fuji Hokuroku Park FUJISAN GX Stadium (Fujiyoshida City, Yamanashi)

<Awards ceremony (ASUMI40k)>

Date and time: 18:00, Saturday, April 25 Location: Fuji Hokuroku Park FUJISAN GX Stadium (Fujiyoshida City, Yamanashi)

<Awards ceremony (SAKUYA)>

Date and time: 11:00, Sunday, April 26 Location: Fuji Hokuroku Park FUJISAN GX Stadium (Fujiyoshida City, Yamanashi)

<Awards (For all Category)>

Men's overall winners: 1st to 10th places

Women's overall winners: 1st to 10th places

* World Trail Major races FUJI100mi and ASUMI40k award prize money to the top 5 male and female finishers

* SAKUYA awards prize to the top 3 male and female overall finishers

<Age Group Awards (Only FUJI100mi & KAI70k & ASUMI40k)> *Age as of race day

New Hero Award (Male and female racers with outstanding performance, 29 years old or younger)

Veterans Category (40-49 years old) AWARDS & RESULTS Men: 1st - 3rd place Women: 1st - 3rd place

* Overall award winners will be excluded from age group category awards.

Masters Category (50-59 years old) AWARDS & RESULTS Men: 1st- 3rd place Women: 1st - 3rd place

* Overall award winners will be excluded from age group category awards.

Legend Award (60 years old or older) AWARDS & RESULTS Men and Women: 1st -3rd place

* Overall award winners will be excluded from age group category awards.

 **SPECIAL RULES**

1. There will be a railroad crossing on the course (next to Fuji-Q Highland Station of the Fujikyu Line). Please be sure to stop when you hear the warning sound of the course staff and the level crossing alarm. The time you spend waiting for the train to cross will be added to your race time.
2. This year, the final places are determined based on the time a runner passes the finish line (gross time).

 **FINISHERS PRIZE AND RACE TIMES & RANKINGS**
<FINISHERS PRIZE> *Excluding SAKUYA

All racers who finish the race will receive a finisher prize.

<RACE TIMES>

A finisher's certificate with a provisional race time will be available for downloading after finishing the race.

* Race times will not be posted at the race venue. Please check your race time or your friend's time on Ouen Navi or the leaderboard Result Service system. Please understand that the predicted passing times of aid stations in the Ouen Navi Result Service system are only predicted times, although the elevation difference (uphill) is calculated. Race times will be constantly updated on the official race website for tracking.

* All final and official race results including total times and times at check points will be posted on the official race website on a later date. Race Result Certificates with finalized places will also be available for downloading.

RESULT SERVICE

<https://v2.ouenavi.jp/teaser/?eid=000000000381818>

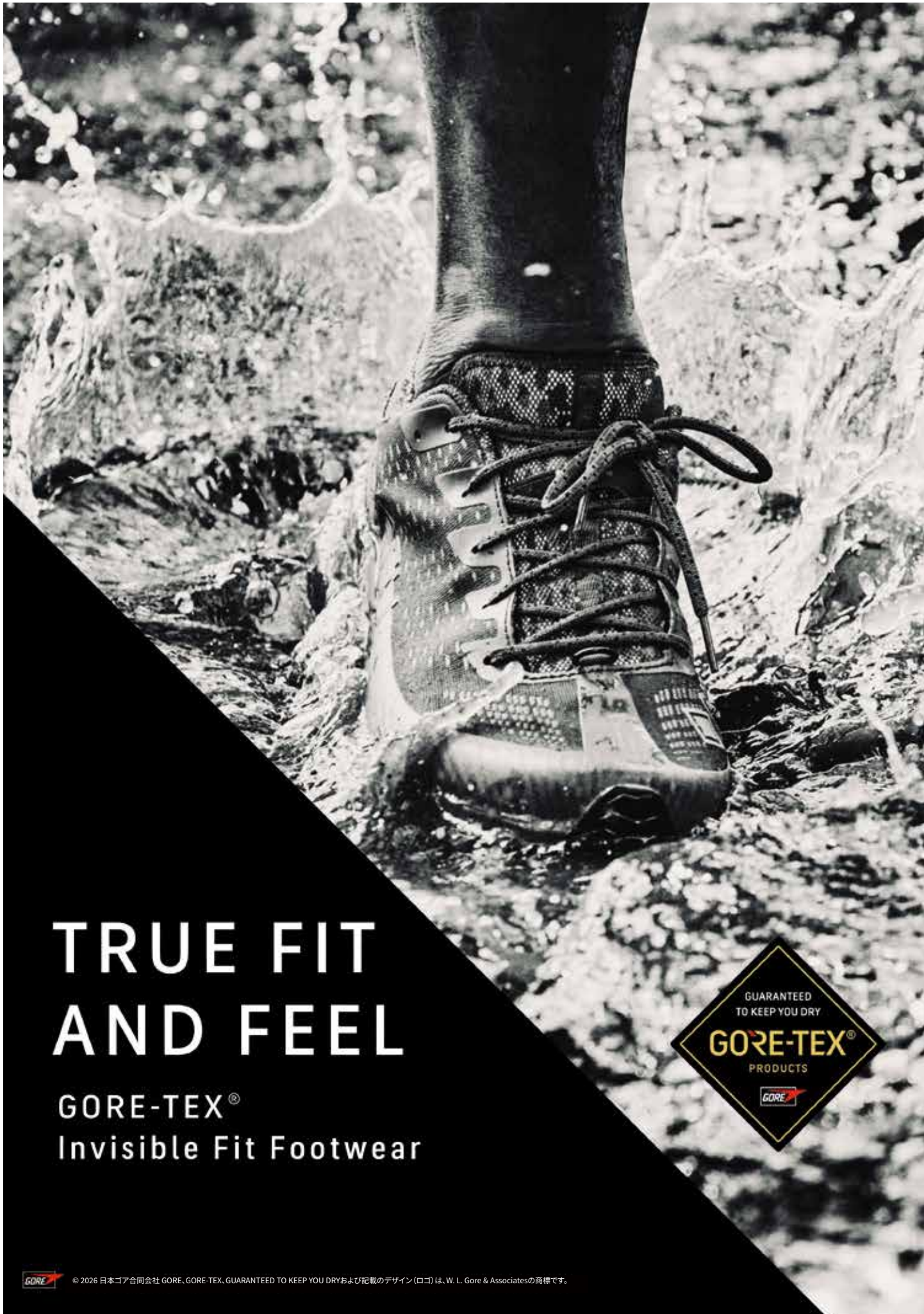
Available: From Fri. Apr. 24 to Sun. Apr. 26


RESULT BOARD

<https://runnet.jp/record/race.do?racelid=381818>

Available: From Fri. Apr. 24





TRUE FIT AND FEEL

GORE-TEX®
Invisible Fit Footwear




© 2026 日本ゴア合同会社 GORE, GORE-TEX, GUARANTEED TO KEEP YOU DRYおよび記載のデザイン(ロゴ)は、W. L. Gore & Associatesの商標です。

3DeFX+[®]



air to wear



Toray International, Inc.



熱さに挑む、 新時代のギア。

SUMMER SHIELD[®]
サマーシールド。

過酷な夏の“熱さ”に、技術の力で立ち向かう。

それがサマーシールドです。

革新的な三層構造によって、高次元の遮熱・遮光・UVカットを一枚の生地で実現。

うだるような暑さの砂浜、陽炎の立つアスファルト、じりじりと熱気のこもる校庭まで。

ありとあらゆる灼熱の環境下で、その力を発揮します。

ニーズに合わせて、最適な製品へと姿を変えるサマーシールド。

あなたなら、この素材をどのように活用しますか？

TORAY



遮熱



遮光



UVカット

'TORAY'

Innovation by Chemistry



PROTECT



BALANCED



BREATHE



DermizaxTM
Waterproof Breathable Fabric

**BUILT FOR
PURPOSE**

AsahiKASEI
ASAHI KASEI ADVANCE

IMPACT[®]

:PERTEX: WEAVING HIGH-PERFORMANCE FABRICS
FOR OUTDOOR PEOPLE SINCE 1979



VISIT PERTEX.COM



紙から
できた
ウェア

WA.CLOTH®



HIGH
PERFORMANCE
SUSTAINABLE
INSULATION

SCAN HERE
FOR MORE



もっと自由に
もっと楽しく
日々を彩り
暮らしをデザインする

私も日々成長する
進化した豊島とともに。

豊島
▲ TOYOSHIMA
ライフスタイル提案商社



vibram

CONFIDENCE IN EVERY STEP

信頼満ちた一步を

光電子
KODENSHI

モニター募集中!
FIELD TESTERS
WANTED!

ATHLETES WANTED

TEST KODENSHI AT FUJI100

新素材“KODENSHI ACTIVE INSULATION”を使用したネックウォーマーを EXPO 会場
光電子ブースにてモニター配布します。進化した光電子をぜひ体感して下さい！
詳しくは、EXPO “光電子ブース” にお越しください！

FIRBEST CO.,LTD. <https://firbest.co.jp/>



M3 LABO®

未来の服づくりを、今。

M3 LABO®は、3D CADとAIを活用し
デザインも着心地も妥協しない
ファッションの新しい常識をつくります

M3 LABO® とは

- 3D CAD×AI×素材開発による商品企画
- 体型データ×動作解析による設計
- 商品企画から販売までトータルサポート

公式サイト

詳細はこちら▶

<https://m3labo-moririn.studio.site>



MORIRIN
The Standard

YKK

Little Parts. Big Difference. >>>



YKK CORPORATION JAPAN COMPANY

lyncs.ykkfastening.com

YKK株式会社 東京都中央区新富1-1-1 YKKビルディング 5F 03-5561-1111

美しき、
撥水力。

非フッ素系撥水加工※で
優れた水切れ性と耐久性を実現。

環境配慮型高耐久撥水ファブリック

タントツ撥水[®]CZ 

摩擦に強い耐久性を備え、豪雨に対しても撥水性を維持。
ファッションやスポーツ、ユニフォームから
生活関連資材まで、幅広いニーズに対応できます。
また洗濯耐久性にも優れ、100回の家庭洗濯後でも、
スプレー法で3級以上の撥水性を保持します。

mateReco[®]

小松マテレグループの
サステナブルな素材や製品の
総合ブランド「マテレコ」。

※「タントツ撥水CZ」は「mateReco(マテレコ)」商品群のひとつで、
環境に配慮した非フッ素系撥水加工を施しています。

Art in Technology
komatsumateRe



THANK YOU FOR YOUR SUPPORT.

【協力団体】

いずみの湯 (HAMOYOU RESORT) 一般財団法人ふじよしだ観光振興サービス エルク 株式会社ピカ 河口湖夜ラン部
GROUNDROOF 公益財団法人山梨県スポーツ協会 御殿場滝ヶ原自衛隊陸上部 社会福祉法人誠信会
スリーピークスハヶ岳トレイル実行委員会 全国老人保健施設協会 ダイナソーベース Team 忍野パンダファミリー
Team キタタン Team 東海 Team Trippers TRACK TOKYO Team RICKA ちゃりらん屋 ちゃんぷ練
つる湧水の里ランフェス実行委員会 土肥カヌークラブ 東京電力パワーグリッド株式会社 静岡総支社 鳴沢氷穴
フジ河口湖クリニック 富士河口湖町まちづくりワークショップ 富士観光興業株式会社 富士五湖マスターズクラブ
富士山こどもの国 富士山麓トレイルラン実行委員会 フジ虎ノ門病院グループ 富士北嶺山楽会 富士山西麓観光資源“輝き”協議会
フジヤマユナイテッド 富士吉田市外ヶ村恩賜県有財産保護組合 富士吉田市陸上競技協会 富士吉田市立病院 ホテル鐘山苑
マウンテンスポーツ同志会 MOUNTAIN MARTIAL ARTS Mt.Fuji ランニングクラブ 山中湖温泉 紅富士の湯
山中湖交流プラザきらら 山梨赤十字病院 山梨大学山岳部 unite ラモンテ AC Run boys! Run girls!/RBRGTRC 電太練

【共催】



富士市



富士宮市



身延町



鳴沢村



富士河口湖町



富士吉田市



忍野村



山中湖村



御殿場市



裾野市

【後援】

スポーツ庁 / 観光庁 / 山梨県 / 静岡県 / 道志村 / 山梨日日新聞社・山梨放送 /
テレビ山梨 / エフエム富士 / 静岡新聞社・静岡放送 / テレビ静岡 / 静岡朝日テレビ / 静岡第一テレビ / K-MIX

【環境パートナー】 NPO 法人富士トレイルランナーズ倶楽部



Mt.FUJI 100